

## MANUAL XI

### BUDGET ALLOCATED TO EACH OF ITS AGENCY, PARTICULARS OF ALL PLANS, PROPOSED EXPENDITURES AND REPORTS ON DISBURSEMENTS MADE ETC.

#### [SECTION 4(1)(B)(XI)]

The annual accounts and the financial estimates of the University are laid before the Finance Committee for consideration and comments are submitted to the Executive Council for approval. The same are subsequently laid before the Parliament.

#### (2.1) Budget allocated to each agency including all plans, proposed expenditure and reports on disbursements made etc.

##### 1. Total Budget for the public authority:

Budget Allocation under “OH-31(RG)” is available in the BHU website

##### 2. Budget for each agency and plan & programmes:

Annual Budget displayed on BHU web site

##### 3. Proposed expenditures:

Annual Account displayed on BHU web site

#### Annual Account Budget (updated Year 2019-2020)

Budget for each agency and plan & programmes, Proposed expenditures, revised budget for each agency, report on disbursements.

- [https://www.bhu.ac.in/annualreport/\\_pdf\\_files/BHU\\_ACCOUNT%20&%20AUDIT%20REPORT\\_2019-20\\_ENGLISH.pdf](https://www.bhu.ac.in/annualreport/_pdf_files/BHU_ACCOUNT%20&%20AUDIT%20REPORT_2019-20_ENGLISH.pdf)
- [https://www.bhu.ac.in/annualreport/\\_pdf\\_files/BHU\\_ACCOUNT%20&%20AUDIT%20REPORT\\_2019-20\\_HINDI.pdf](https://www.bhu.ac.in/annualreport/_pdf_files/BHU_ACCOUNT%20&%20AUDIT%20REPORT_2019-20_HINDI.pdf)

Budget of Foreign and domestic tours (F.No.1/8/2012-IR dt.11.09.2012) by ministries and officials of the rank of joint secretary to the Government and above as well as the head of the department (mentioned in page nos. 610 to 624 @ Annual Report-2019-2020)

- [https://www.bhu.ac.in/annualreport/\\_pdf\\_files/Annual%20Report%202019-20%20PDF.pdf](https://www.bhu.ac.in/annualreport/_pdf_files/Annual%20Report%202019-20%20PDF.pdf)

#### Annual Account Budget (updated on Year 2020-2021)

Budget for each agency and plan & programmes, Proposed expenditures, revised budget for each agency, report on disbursements

- [https://www.bhu.ac.in/annualreport/\\_pdf\\_files/ACCOUNT%20&%20AUDIT%20REPORT\\_2020-21\\_ENGLISH.pdf](https://www.bhu.ac.in/annualreport/_pdf_files/ACCOUNT%20&%20AUDIT%20REPORT_2020-21_ENGLISH.pdf)
- [https://www.bhu.ac.in/annualreport/\\_pdf\\_files/Annual%20Report%202020-21%20English%20&%20Hindi%20Version.pdf](https://www.bhu.ac.in/annualreport/_pdf_files/Annual%20Report%202020-21%20English%20&%20Hindi%20Version.pdf)

Budget of Foreign and domestic tours (F.No.1/8/2012-IR dt.11.09.2012) by ministries and official of the rank of joint secretary to the Government and above as well as the head of the department {mentioned in page no. 536(Annexure–V)}

- [https://www.bhu.ac.in/anualreport/\\_pdf\\_files/ACCOUNT%20&%20AUDIT%20REPORT\\_2020-21\\_HINDI.pdf](https://www.bhu.ac.in/anualreport/_pdf_files/ACCOUNT%20&%20AUDIT%20REPORT_2020-21_HINDI.pdf)

Information related to procurements (a) Notice/Tender enquires, and corrigenda (b) Bids awarded comprising (c) The works contracts concluded (d) The rate/rates and the total amount of procurement or works contract is to be executed.

- <https://www.bhu.ac.in/Tender/>
- <https://www.bhu.ac.in/ec/>

#### **Annual Account Budget (updated as on Year 2021-2022)**

Budget for each agency and plan & programmes, Proposed expenditures, revised budget for each agency, report on disbursements

- [https://www.bhu.ac.in/anualreport/\\_pdf\\_files/Annual%20Report%202021-22%20letter.pdf](https://www.bhu.ac.in/anualreport/_pdf_files/Annual%20Report%202021-22%20letter.pdf)

#### **4. Revised budget for each agency, if any:**

##### **Annual Account-Budget (updated as on Year 2022-2023)**

Budget for each agency and plan & programmes, Proposed expenditures, revised budget for each agency, report on disbursements

##### **Budget Estimate (B.E.) for the Financial year 2022-2023 (Academic Department)**

- [https://www.bhu.ac.in/anualreport/\\_pdf\\_files/Annual%20Report%202021-22%20letter.pdf](https://www.bhu.ac.in/anualreport/_pdf_files/Annual%20Report%202021-22%20letter.pdf)
- <https://www.bhu.ac.in/notices/apr2022/23/BE%202022-23%20Academic.pdf>
- <https://www.bhu.ac.in/notices/apr2022/23/BE%202022-23%20Academic.pdf>

##### **Budget Estimate (B.E.) for the Financial year 2022-2023 (Non Academic)**

- [https://www.bhu.ac.in/anualreport/\\_pdf\\_files/Annual%20Report%202021-22%20letter.pdf](https://www.bhu.ac.in/anualreport/_pdf_files/Annual%20Report%202021-22%20letter.pdf)
- [https://www.bhu.ac.in/notices/may2022/05/B.E.2022-23%20\(Non-Academic\).pdf](https://www.bhu.ac.in/notices/may2022/05/B.E.2022-23%20(Non-Academic).pdf)

#### **5. Report on disbursements made and place where the related:**

- <https://www.bhu.ac.in/notification/>
- <https://www.bhu.ac.in/anualreport/>
- [https://new.bhu.ac.in/Site/Page/1\\_2\\_16?2119](https://new.bhu.ac.in/Site/Page/1_2_16?2119)
- [https://new.bhu.ac.in/Site/Notices/1\\_2\\_16\\_Main-Site-Home](https://new.bhu.ac.in/Site/Notices/1_2_16_Main-Site-Home)
- [https://new.bhu.ac.in/Site/NewsList/1\\_2\\_16\\_Main-Site-Home](https://new.bhu.ac.in/Site/NewsList/1_2_16_Main-Site-Home)
- [https://new.bhu.ac.in/Site/EventsList/1\\_2\\_16\\_Main-Site-Home?Upcoming](https://new.bhu.ac.in/Site/EventsList/1_2_16_Main-Site-Home?Upcoming) (ongoing & concluded)
- [https://www.bhu.ac.in/anualreport/\\_pdf\\_files/Annual%20Report%202021-22%20letter.pdf](https://www.bhu.ac.in/anualreport/_pdf_files/Annual%20Report%202021-22%20letter.pdf)
- [https://www.bhu.ac.in/anualreport/\\_pdf\\_files/Annual%20Report%202020-21%20English%20&%20Hindi%20Version.pdf](https://www.bhu.ac.in/anualreport/_pdf_files/Annual%20Report%202020-21%20English%20&%20Hindi%20Version.pdf)

# BANARAS HINDU UNIVERSITY

BUDGET ESTIMATES FOR THE YEAR 2022-23

Object Head-31 / IoE / University Resource (SF)

(Amount in Rs.)

| <b>ACADEMIC DEPARTMENTS</b> |  |                  |                 |                  |                          |
|-----------------------------|--|------------------|-----------------|------------------|--------------------------|
| <b>1.</b>                   | <b>Institute of Agriculture Science</b>          |                  |                 |                  |                          |
|                             |  | OH-31            | IoE             |                  | University Resource (SF) |
|                             |  | Other Exp.       | BHU Share       | MHRD Share       |                          |
| 1.                          | Director Office-Workshop/Seminar/Conference etc. | 0                | 2,50,000        | 2,50,000         | 0                        |
| 2.                          | Director Office                                  | 8,50,000         | 0               | 33,750           | 0                        |
| 3.                          | Agricultural Economics                           | 0                | 0               | 2,41,250         | 34,500                   |
| 4.                          | Dept. of Agronomy                                | 0                | 0               | 2,41,250         | 39,500                   |
| 5.                          | A H & Dairying                                   | 0                | 0               | 0                | 50,000                   |
| 6.                          | Entomology & Agricultural Zoology                | 0                | 0               | 2,41,250         | 2,30,250                 |
| 7.                          | Extension Education                              | 0                | 0               | 2,41,250         | 5,85,750                 |
| 8.                          | Agricultural Engineering                         | 0                | 0               | 2,41,250         | 0                        |
| 9.                          | Genetics and Plant Breeding                      | 0                | 0               | 2,41,250         | 96,000                   |
| 10.                         | Horticulture                                     | 0                | 0               | 2,41,250         | 79,500                   |
| 11.                         | Mycology and Plant Pathology                     | 0                | 0               | 2,41,250         | 63,000                   |
| 12.                         | Plant Physiology                                 | 0                | 0               | 2,41,250         | 0                        |
| 13.                         | Soil Science & Agricultural Chemistry            | 0                | 0               | 2,41,250         | 1,08,000                 |
| 14.                         | Dairy Science and Food Technology                | 0                | 0               | 2,41,250         | 4,00,000                 |
| 15.                         | Agriculture Farm                                 | 2,25,000         | 0               | 0                | 0                        |
| 16.                         | Aqua Agro Forestry                               | 4,25,000         | 0               | 0                | 0                        |
| 17.                         | Dairy and Poultry Farm                           | 50,00,000        | 0               | 0                | 0                        |
| 18.                         | Dept. of Farm Engineering                        | 0                | 0               | 0                | 10,000                   |
|                             | <b>Total Rs.</b>                                 | <b>65,00,000</b> | <b>2,50,000</b> | <b>29,37,500</b> | <b>16,96,500</b>         |
| <b>2.</b>                   | <b>Institute of Medical Science</b>              |                  |                 |                  |                          |
|                             |  | OH-31            | IoE             |                  | University Resource (SF) |
|                             |  | Other Exp.       | BHU Share       | MHRD Share       |                          |
| 1.                          | Director Office-Workshop/Seminar/Conference etc. | 0                | 4,00,000        | 4,00,000         | 0                        |
| 2.                          | Director Office                                  | 0                | 0               | 13,40,000        | 0                        |
| 3.                          | Deptt. of Anaesthesiology                        | 0                | 0               | 7,56,250         | 0                        |
| 4.                          | Deptt. of Anatomy                                | 0                | 0               | 3,81,250         | 0                        |
| 5.                          | Division of Cytogenetics                         | 0                | 0               | 2,52,500         | 0                        |
| 6.                          | Deptt. of Biochemistry                           | 0                | 0               | 5,06,250         | 0                        |
| 7.                          | Deptt. of Cardiology                             | 0                | 0               | 2,06,250         | 0                        |
| 8.                          | Deptt. of Cardiovascular & Thoracic Surgery      | 0                | 0               | 2,06,250         | 0                        |
| 9.                          | Deptt. of Community Medicine (Incl. CPERE)       | 0                | 0               | 10,06,250        | 0                        |
| 10.                         | Centre of Biostatistics                          | 0                | 0               | 1,55,000         | 0                        |
| 11.                         | Deptt. of Dermatology & Venereology              | 0                | 0               | 1,06,250         | 0                        |
| 12.                         | Deptt. of Endocrinology                          | 0                | 0               | 2,06,250         | 0                        |
| 13.                         | Deptt. of ENT                                    | 0                | 0               | 2,06,250         | 0                        |
| 14.                         | Deptt. of Forensic Medicine                      | 0                | 0               | 5,06,250         | 0                        |
| 15.                         | Deptt. of Gastroenterology                       | 0                | 0               | 2,06,250         | 0                        |
| 16.                         | Deptt. of General Surgery                        | 0                | 0               | 2,56,250         | 0                        |
| 17.                         | Deptt. of Geriatric Medicine                     | 0                | 0               | 1,56,250         | 0                        |
| 18.                         | Deptt. of Medicine                               | 0                | 0               | 3,61,250         | 0                        |
| 19.                         | Deptt. of Microbiology                           | 0                | 0               | 10,06,250        | 0                        |
| 20.                         | Molecular Biology Unit                           | 0                | 0               | 3,80,000         | 0                        |
| 21.                         | Deptt. of Nephrology                             | 0                | 0               | 2,06,250         | 0                        |
| 22.                         | Deptt. of Neurology                              | 0                | 0               | 2,06,250         | 0                        |
| 23.                         | Deptt. of Neurosurgery                           | 0                | 0               | 2,06,250         | 0                        |
| 24.                         | Deptt. of Obstetrics & Gynecology                | 0                | 0               | 3,06,250         | 0                        |
| 25.                         | Deptt. of Ophthalmology                          | 0                | 0               | 2,06,250         | 0                        |
| 26.                         | Deptt. of Orthopaedics                           | 0                | 0               | 2,06,250         | 0                        |

|     |   |          |                 |                    |          |
|-----|---|----------|-----------------|--------------------|----------|
| 27. | Deptt. of Paediatrics                                   | 0        | 0               | 3,08,750           | 0        |
| 28. | Deptt. of Paediatric Surgery                            | 0        | 0               | 2,06,250           | 0        |
| 29. | Deptt. of Pathology                                     | 0        | 0               | 9,08,750           | 0        |
| 30. | Deptt. of Pharmacology                                  | 0        | 0               | 5,06,250           | 0        |
| 31. | Deptt. of Physiology                                    | 0        | 0               | 5,06,250           | 0        |
| 32. | Deptt. of Plastic Surgery                               | 0        | 0               | 1,56,250           | 0        |
| 33. | Deptt. of Psychiatry                                    | 0        | 0               | 1,56,250           | 0        |
| 34. | Deptt. of Radiodiagnosis & Imaging                      | 0        | 0               | 2,56,250           | 0        |
| 35. | Deptt. of Radiotherapy & Radiation Medicine             | 0        | 0               | 1,56,250           | 0        |
| 36. | Deptt. of Rheumatology                                  | 0        | 0               | 1,02,500           | 0        |
| 37. | Deptt. of Surgical Oncology                             | 0        | 0               | 2,06,250           | 0        |
| 38. | Deptt. of T.B. & Chest                                  | 0        | 0               | 1,56,250           | 0        |
| 39. | Deptt. of Urology                                       | 0        | 0               | 2,06,250           | 0        |
| 40. | Centre for Clinical Investigation                       | 0        | 0               | 1,50,000           | 0        |
| 41. | Centre for Experimental Medicine & Surgery              | 0        | 0               | 4,60,000           | 0        |
| 42. | Central Workshop  | 0        | 0               | 5,00,000           | 0        |
| 43. | Art & Photo Section                                     | 0        | 0               | 1,25,000           | 0        |
| 44. | Central Animal House                                    | 0        | 0               | 3,75,000           | 0        |
| 45. | UGC Advance Immunodiagnostic Training & Research Centre | 0        | 0               | 2,20,000           | 0        |
| 46. | IMS Gym   | 0        | 0               | 1,00,000           | 0        |
| 47. | College of Nursing                                      | 0        | 0               | 6,00,000           | 0        |
| 48. | IMS Library   | 0        | 0               | 1,00,000           | 0        |
| 49. | Bio-Physics   | 0        | 0               | 52,500             | 0        |
|     | <b>Total Rs.</b>  | <b>0</b> | <b>4,00,000</b> | <b>1,64,53,750</b> | <b>0</b> |

### 3. Faculty of Dental Science

|     |  | OH-31      | IoE             |                  | University Resource (SF) |
|-----|--|------------|-----------------|------------------|--------------------------|
|     |  | Other Exp. | BHU Share       | MHRD Share       |                          |
| 1.  | Dean Office-Workshop/Seminar/Conference etc. | 0          | 2,50,000        | 2,50,000         | 0                        |
| 2.  | Dean's Office                                | 0          | 0               | 3,80,000         | 1,20,000                 |
| 3.  | Deptt. of Anatomy                            | 0          | 0               | 1,27,500         | 60,000                   |
| 4.  | Deptt. of Physiology                         | 0          | 0               | 1,27,500         | 60,000                   |
| 5.  | Deptt. of Pharmacology                       | 0          | 0               | 1,27,500         | 60,000                   |
| 6.  | Deptt. of Microbiology                       | 0          | 0               | 1,27,500         | 60,000                   |
| 7.  | Deptt. of Pathology                          | 0          | 0               | 1,27,500         | 60,000                   |
| 8.  | Deptt. of Medicine                           | 0          | 0               | 1,27,500         | 60,000                   |
| 9.  | Deptt. of General Surgery                    | 0          | 0               | 1,27,500         | 60,000                   |
| 10. | Deptt. of Biochemistry                       | 0          | 0               | 1,27,500         | 60,000                   |
|     | <b>Total Rs.</b>                             | <b>0</b>   | <b>2,50,000</b> | <b>16,50,000</b> | <b>6,00,000</b>          |

### 4. Faculty of Ayurveda

|     |  | OH-31      | IoE       |            | University Resource (SF) |
|-----|--|------------|-----------|------------|--------------------------|
|     |  | Other Exp. | BHU Share | MHRD Share |                          |
| 1.  | Dean Office-Workshop/Seminar/Conference etc. | 0          | 3,00,000  | 2,00,000   | 0                        |
| 2.  | Dean Office                                  | 0          | 0         | 77,000     | 0                        |
| 3.  | Deptt. of Agada Tantra                       | 0          | 0         | 63,500     | 0                        |
| 4.  | Deptt. of Dravyaguna                         | 0          | 0         | 1,25,000   | 0                        |
| 5.  | Deptt. of Kayachikitsa                       | 0          | 0         | 1,01,000   | 0                        |
| 6.  | Deptt. of Kaumar Bhritya/Balrog              | 0          | 0         | 1,01,000   | 0                        |
| 7.  | Deptt. of Kriya Sharir                       | 0          | 0         | 1,13,500   | 0                        |
| 8.  | Deptt. of Medicinal Chemistry                | 0          | 0         | 1,51,000   | 0                        |
| 9.  | Deptt. of Prasuti Tantra                     | 0          | 0         | 1,01,000   | 0                        |
| 10. | Deptt. of Rachna Sharir                      | 0          | 0         | 1,13,500   | 0                        |
| 11. | Deptt. of Rasa Shastra                       | 0          | 0         | 1,26,000   | 0                        |
| 12. | Deptt. of Samhita and Sanskrit               | 0          | 0         | 51,000     | 0                        |
| 13. | Deptt. of Shalya Tantra                      | 0          | 0         | 1,38,000   | 0                        |

|  |  |                   |                  |                       |                                 |
|--|--|-------------------|------------------|-----------------------|---------------------------------|
| 14.  | Deptt. of Shalaky Tantra                                 | 0                 | 0                | 76,000                | 0                               |
| 15.  | Deptt. of Siddhant Darshan                               | 0                 | 0                | 51,000                | 0                               |
| 16.  | Deptt. of Sangyahan                                      | 0                 | 0                | 1,01,000              | 0                               |
| 17.  | Deptt. of Swasthritta and Yoga                           | 0                 | 0                | 76,000                | 0                               |
| 18.  | Ayurvedic Pharmacy                                       | 7,10,000          | 0                | 0                     | 0                               |
| 19.  | Art & Photo Section – Indian Medicine                    | 0                 | 0                | 4,000                 | 0                               |
| 20.  | Library  | 0                 | 0                | 10,000                | 0                               |
| 21.  | Deptt. of VikritiVigyan                                  | 0                 | 0                | 1,00,000              | 0                               |
| 22.  | Panchkarma   | 0                 | 0                | 1,26,000              | 0                               |
| 23.  | National Facility for Tribal & Herbal Medicine (NFTHM)   | 12,00,000         | 0                | 0                     | 0                               |
| <b>Total Rs.</b>   |  | <b>19,10,000</b>  | <b>3,00,000</b>  | <b>20,05,500</b>      | <b>0</b>                        |
| <b>5. Institute of Environment and Sustainable Development</b> |  |                   |                  |                       |                                 |
|  |  | <b>OH-31</b>      | <b>IoE</b>       |                       | <b>University Resource (SF)</b> |
|  |  | <b>Other Exp.</b> | <b>BHU Share</b> | <b>MHRD Share</b>     |                                 |
| 1.   | Director's Office  | 0                 | 0                | 25,62,500             | 0                               |
| 2.   | Dean Office-Workshop/Seminar/Conference etc.             | 0                 | 2,50,000         | 2,50,000              | 0                               |
| <b>Total Rs.</b>   |  | <b>0</b>          | <b>2,50,000</b>  | <b>28,12,500</b>      | <b>0</b>                        |
| <b>6. Institute of Management</b>                              |  |                   |                  |                       |                                 |
|  |  | <b>OH-31</b>      | <b>IoE</b>       |                       | <b>University Resource (SF)</b> |
|  |  | <b>Other Exp.</b> | <b>BHU Share</b> | <b>MHRD Share</b>     |                                 |
| 1.   | Director Office  | 5,50,000          | 0                | 5,25,000              | 7,25,000                        |
| 2.   | Dean Office-Workshop/Seminar/Conference etc.             | 0                 | 0                | 2,00,000              | 0                               |
| <b>Total Rs.</b>   |  | <b>5,50,000</b>   | <b>0</b>         | <b>7,25,000</b>       | <b>7,25,000</b>                 |
| <b>7. Institute of Science</b>                                 |  |                   |                  |                       |                                 |
|  |  |                   |                  | <b>Component Code</b> | <b>Amount (OH-31)</b>           |
| 1.   | Gas Expenses   |                   |                  | 31.6                  | 7,50,000                        |
| 2.   | Journal of Scientific Research                           |                   |                  | 31.6                  | 50,000                          |
| <b>Total Rs.</b>   |  |                   |                  |                       | <b>8,00,000</b>                 |
|  |  |                   |                  |                       |                                 |
|  |  | <b>OH-31</b>      | <b>IoE</b>       |                       | <b>University Resource (SF)</b> |
|  |  | <b>Other Exp.</b> | <b>BHU Share</b> | <b>MHRD Share</b>     |                                 |
| 3.   | Director Office-Workshop/Seminar/Conference etc.         | 0                 | 5,00,000         | 5,00,000              | 0                               |
| 4.   | Director Office  | 2,00,000          | 0                | 1,25,000              | 0                               |
| 5.   | Deptt. of Biochemistry                                   | 0                 | 0                | 13,85,000             | 4,44,750                        |
| 6.   | Deptt. of Botany (Including SAP/CAS)                     | 0                 | 0                | 25,00,000             | 15,00,000                       |
| 7.   | Deptt. of Chemistry                                      | 0                 | 0                | 35,18,750             | 12,88,500                       |
| 8.   | Deptt. of Computer Science                               | 0                 | 0                | 7,40,000              | 16,87,500                       |
| 9.   | Deptt. of Geography (Including SAP)                      | 0                 | 0                | 6,18,750              | 8,16,750                        |
| 10.  | Deptt. of Geology  | 0                 | 0                | 11,18,750             | 4,80,000                        |
| 11.  | Deptt. of Geophysics                                     | 0                 | 0                | 5,97,500              | 6,75,000                        |
| 12.  | Deptt. of Mathematics                                    | 0                 | 0                | 4,62,500              | 10,24,500                       |
| 13.  | Deptt. of Molecular and Human Genetics                   | 0                 | 0                | 9,00,000              | 67,500                          |
| 14.  | Deptt. of Physics (Including SAP) *                      | 0                 | 0                | 22,75,000             | * 35,00,000                     |
| 15.  | Hindi Publication Board (Physics Cell)                   | 5,00,000          | 0                | 0                     | 0                               |
| 16.  | Deptt. of Statistics                                     | 0                 | 0                | 5,87,500              | 5,50,500                        |
| 17.  | Deptt. of Zoology (Including SAP)                        | 0                 | 0                | 32,58,000             | 7,42,500                        |
| 18.  | School of Biotechnology                                  | 0                 | 0                | 5,72,500              | 0                               |
| 19.  | Centre for Genetic Disorder                              | 0                 | 0                | 85,000                | 10,00,000                       |
| 20.  | Centre for Interdisciplinary Mathematical Science (CIMS) | 15,00,000         | 0                | 0                     | 0                               |
| 21.  | National Facility for Laser Scanning Confocal Microscopy | 550000            | 0                | 0                     | 0                               |
| 22.  | Human Ethics Committee                                   | 30,000            | 0                | 0                     | 0                               |

|                  |  |                  |                 |                    |                    |
|------------------|--|------------------|-----------------|--------------------|--------------------|
| 23.              | Interdisciplinary School of Life Sciences (ISLS) | 0                | 0               | 75,000             | 15,00,000          |
| <b>Total Rs.</b> |  | <b>27,80,000</b> | <b>5,00,000</b> | <b>1,93,19,250</b> | <b>1,52,77,500</b> |

\* This includes Budgetary Provision for Centre for Hydrogen Energy.

| <b>8. Faculty of Arts</b>           |   |                 |                 |                  |                          |
|-------------------------------------|---|-----------------|-----------------|------------------|--------------------------|
|                                     |   | OH-31           | IoE             |                  | University Resource (SF) |
|                                     |   | Other Exp.      | BHU Share       | MHRD Share       |                          |
| 1.                                  | Dean Office-Workshop/Seminar/Conference etc.            | 0               | 3,00,000        | 3,00,000         | 0                        |
| 2.                                  | Dean Office   | 200000          | 0               | 150,000          | 2,10,000                 |
| 3.                                  | Deptt. of AIHC & Archeology                             | 0               | 0               | 50,000           | 5,21,250                 |
| 4.                                  | Deptt. of Arabic  | 0               | 0               | 20,000           | 20,000                   |
| 5.                                  | Deptt. of Bengali                                       | 0               | 0               | 25,000           | 45,000                   |
| 6.                                  | Deptt. of English                                       | 0               | 0               | 37,500           | 5,00,000                 |
| 7.                                  | Deptt. of Foreign Language                              | 0               | 0               | 37,500           | 4,90,000                 |
| 8.                                  | Deptt. of French Studies                                | 0               | 0               | 25,000           | 75,000                   |
| 9.                                  | Deptt. of German Studies                                | 0               | 0               | 25,000           | 50,000                   |
| 10.                                 | Deptt. of Hindi   | 0               | 0               | 37,500           | 7,77,750                 |
| 11.                                 | Deptt. of History of Arts                               | 0               | 0               | 25,000           | 75,000                   |
| 12.                                 | Deptt. of Indian Language                               | 0               | 0               | 25,000           | 75,000                   |
| 13.                                 | Deptt. of Journalism and Mass Communication             | 0               | 0               | 37,500           | 2,80,500                 |
| 14.                                 | Deptt. of Library & Information Science                 | 0               | 0               | 25,000           | 1,95,000                 |
| 15.                                 | Deptt. of Linguistics                                   | 0               | 0               | 25,000           | 1,80,000                 |
| 16.                                 | Deptt. of Marathi                                       | 0               | 0               | 20,000           | 30,000                   |
| 17.                                 | Deptt. of Pali& Buddhist Studies                        | 0               | 0               | 25,000           | 50,000                   |
| 18.                                 | Deptt. of Persian                                       | 0               | 0               | 20,000           | 30,000                   |
| 19.                                 | Deptt. of Philosophy & Religion                         | 0               | 0               | 25,000           | 4,02,000                 |
| 20.                                 | Deptt. of Physical Education                            | 0               | 0               | 25,000           | 5,00,000                 |
| 21.                                 | Deptt. of Sanskrit                                      | 0               | 0               | 25,000           | 3,27,000                 |
| 22.                                 | Deptt. of Telugu  | 0               | 0               | 20,000           | 30,000                   |
| 23.                                 | Deptt. of Urdu  | 0               | 0               | 20,000           | 55,000                   |
| 24.                                 | Munshi Prem Chand Shodh Sansthanavam<br>Adhyayan Kendra | 250000          | 0               | 25,000           | 0                        |
| 25.                                 | Bhojpuri Adhyayan Kendra                                | 25000           | 0               | 0                | 0                        |
| <b>Total Rs.</b>                    |   | <b>475000</b>   | <b>3,00,000</b> | <b>10,50,000</b> | <b>49,18,500</b>         |
| <b>9. Faculty of Social Science</b> |   |                 |                 |                  |                          |
|                                     |   | OH-31           | IoE             |                  | University Resource (SF) |
|                                     |   | Other Exp.      | BHU Share       | MHRD Share       |                          |
| 1.                                  | Dean Office-Workshop/Seminar/Conference etc.            | 0               | 3,00,000        | 3,00,000         | 0                        |
| 2.                                  | Dean Office   | 1,00,000        | 0               | 128,125          | 2,50,000                 |
| 3.                                  | Deptt. of Economics                                     | 0               | 0               | 51,250           | 8,00,000                 |
| 4.                                  | Deptt. of History                                       | 0               | 0               | 51,250           | 6,00,000                 |
| 5.                                  | Deptt. of Political Science                             | 0               | 0               | 51,250           | 6,00,000                 |
| 6.                                  | Deptt. of Psychology                                    | 0               | 0               | 51,250           | 5,00,000                 |
| 7.                                  | Deptt. of Sociology                                     | 0               | 0               | 51,250           | 5,00,000                 |
| 8.                                  | Centre for Study of Nepal                               | 0               | 0               | 25,625           | 1,00,000                 |
| 9.                                  | Centre for Integrated Rural Development (IRDP)          | 0               | 0               | 25,625           | 2,50,000                 |
| 10.                                 | Centre for Social Exclusion and Inclusive Policy        | 0               | 0               | 25,625           | 2,50,000                 |
| 11.                                 | Malaviya Centre for Peach and Research                  | 0               | 0               | 25,625           | 3,00,000                 |
| 12.                                 | Centre for Womens Studies and Development               | 0               | 0               | 25,625           | 2,00,000                 |
| <b>Total Rs.</b>                    |   | <b>1,00,000</b> | <b>3,00,000</b> | <b>8,12,500</b>  | <b>43,50,000</b>         |
| <b>10. Faculty of Law</b>           |   |                 |                 |                  |                          |
|                                     |   | OH-31           | IoE             |                  | University Resource (SF) |
|                                     |   | Other Exp.      | BHU Share       | MHRD Share       |                          |
| 1.                                  | Dean Office   | 0               | 0               | 1,25,000         | 12,75,000                |
| 2.                                  | Dean Office-Workshop/Seminar/Conference etc.            | 0               | 3,00,000        | 3,00,000         | 0                        |
| <b>Total Rs.</b>                    |   | <b>0</b>        | <b>3,00,000</b> | <b>4,25,000</b>  | <b>12,75,000</b>         |

| <b>11. Faculty of Visual Arts</b> |  |            |                 |                 |                          |
|-----------------------------------|--|------------|-----------------|-----------------|--------------------------|
|                                   |  | OH-31      | IoE             |                 | University Resource (SF) |
|                                   |  | Other Exp. | BHU Share       | MHRD Share      |                          |
| 1.                                | Dean Office-Workshop/Seminar/Conference etc. | 0          | 2,75,000        | 2,50,000        | 0                        |
| 2.                                | Dean Office                                  | 0          | 0               | 12,500          | 4,00,000                 |
| 3.                                | Fine Arts                                    | 0          | 0               | 0               | 6,00,000                 |
| 4.                                | Deptt. of Applied Arts                       | 0          | 0               | 1,31,250        | 4,00,000                 |
| 5.                                | Deptt. of Painting *                         | 0          | 0               | 2,56,250        | * 3,61,500               |
| 6.                                | Deptt of Plastic Arts                        | 0          | 0               | 1,31,250        | 43,500                   |
| <b>Total Rs.</b>                  |  | <b>0</b>   | <b>2,75,000</b> | <b>7,81,250</b> | <b>18,05,000</b>         |

\* Includes Rs. 1,00,000/- for Textile Design Section.

| <b>12. Faculty of Performing Arts</b> |  |            |                 |                 |                          |
|---------------------------------------|--|------------|-----------------|-----------------|--------------------------|
|                                       |  | OH-31      | IoE             |                 | University Resource (SF) |
|                                       |  | Other Exp. | BHU Share       | MHRD Share      |                          |
| 1.                                    | Dean Office-Workshop/Seminar/Conference etc. | 0          | 2,75,000        | 2,50,000        | 0                        |
| 2.                                    | Dean Office                                  | 0          | 0               | 1,22,500        | 2,40,000                 |
| 3.                                    | Deptt. of Dance                              | 0          | 0               | 55,000          | 2,75,000                 |
| 4.                                    | Deptt. of Instrumental Music                 | 0          | 0               | 55,000          | 2,75,000                 |
| 5.                                    | Deptt. of Musicology                         | 0          | 0               | 0               | 1,00,000                 |
| 6.                                    | Deptt. of Vocal Music                        | 0          | 0               | 52,500          | 1,75,000                 |
| 7.                                    | Karnataka Music                              | 0          | 0               | 0               | 1,00,000                 |
| <b>Total Rs.</b>                      |  | <b>0</b>   | <b>2,75,000</b> | <b>5,35,000</b> | <b>11,65,000</b>         |

| <b>13. Faculty of S.V.D.V.</b> |  |            |                 |                 |                          |
|--------------------------------|--|------------|-----------------|-----------------|--------------------------|
|                                |  | OH-31      | IoE             |                 | University Resource (SF) |
|                                |  | Other Exp. | BHU Share       | MHRD Share      |                          |
| 1.                             | Dean Office-Workshop/Seminar/Conference etc. | 0          | 2,75,000        | 2,50,000        | 0                        |
| 2.                             | Dean Office                                  | 0          | 0               | 12,500          | 50,000                   |
| 3.                             | Deptt. of Dharmagama                         | 0          | 0               | 25,000          | 50,000                   |
| 4.                             | Deptt. of Dharmashastra and Mimansha         | 0          | 0               | 25,000          | 50,000                   |
| 5.                             | Deptt. of Jain & Buddhist Darsan             | 0          | 0               | 25,000          | 50,000                   |
| 6.                             | Deptt. of Jyotish                            | 0          | 0               | 25,000          | 50,000                   |
| 7.                             | Deptt. of Sahitya                            | 0          | 0               | 25,000          | 50,000                   |
| 8.                             | Deptt. of Veda                               | 0          | 0               | 25,000          | 50,000                   |
| 9.                             | Deptt. of Vedic Darshan                      | 0          | 0               | 25,000          | 50,000                   |
| 10.                            | Deptt. of Vyakaran                           | 0          | 0               | 25,000          | 50,000                   |
| 11.                            | Panchang Unit                                | 0          | 0               | 25,000          | 9,70,000                 |
| <b>Total Rs.</b>               |  | <b>0</b>   | <b>2,75,000</b> | <b>4,87,500</b> | <b>14,20,000</b>         |

| <b>14. Faculty of Education</b> |  |                 |                 |                 |                          |
|---------------------------------|--|-----------------|-----------------|-----------------|--------------------------|
|                                 |  | OH-31           | IoE             |                 | University Resource (SF) |
|                                 |  | Other Exp.      | BHU Share       | MHRD Share      |                          |
| 1.                              | Dean's Office                                | 3,60,000        | 0               | 1,62,500        | 14,50,000                |
| 2.                              | Dean Office-Workshop/Seminar/Conference etc. | 0               | 2,75,000        | 2,75,000        | 0                        |
| <b>Total Rs.</b>                |  | <b>3,60,000</b> | <b>2,75,000</b> | <b>4,37,500</b> | <b>14,50,000</b>         |

| <b>15. Faculty of Commerce</b> |  |                 |                 |                 |                          |
|--------------------------------|--|-----------------|-----------------|-----------------|--------------------------|
|                                |  | OH-31           | IoE             |                 | University Resource (SF) |
|                                |  | Other Exp.      | BHU Share       | MHRD Share      |                          |
| 1.                             | Dean's Office                                | 1,00,000        | 0               | 1,87,500        | 21,15,000                |
| 2.                             | Dean Office-Workshop/Seminar/Conference etc. | 0               | 2,75,000        | 2,75,000        | 0                        |
| <b>Total Rs.</b>               |  | <b>1,00,000</b> | <b>2,75,000</b> | <b>4,62,500</b> | <b>21,15,000</b>         |

| <b>16. MahilaMahaVidyalaya</b> |  |  |  |  |  |
|--------------------------------|--|--|--|--|--|
|--------------------------------|--|--|--|--|--|

|     |  | OH-31           | IoE             |                  | University Resource (SF) |
|-----|--|-----------------|-----------------|------------------|--------------------------|
|     |  | Other Exp.      | BHU Share       | MHRD Share       |                          |
| 1.  | Principal-Workshop/Seminar/Conference etc. | 0               | 3,00,000        | 3,00,000         | 0                        |
| 2.  | Principal Office                           | 5,00,000        | 0               | 1,60,000         | 500,000                  |
| 3.  | Botany Section                             | 0               | 0               | 1,50,000         | 150,000                  |
| 4.  | Computer Science                           | 0               | 0               | 87,500           | 175,000                  |
| 5.  | Chemistry Section                          | 0               | 0               | 4,00,000         | 150,000                  |
| 6.  | Geology Section                            | 0               | 0               | 1,00,000         | 150,000                  |
| 7.  | Geography Section                          | 0               | 0               | 87,500           | 110,000                  |
| 8.  | Home Science                               | 0               | 0               | 1,00,000         | 300,000                  |
| 9.  | Painting Section                           | 0               | 0               | 37,500           | 30,000                   |
| 10. | Physics Section                            | 0               | 0               | 1,25,000         | 50,000                   |
| 11. | Bio-Informatics                            | 0               | 0               | 87,500           | 350,000                  |
| 12. | Statistics                                 | 0               | 0               | 87,500           | 25,000                   |
| 13. | Mathematics                                | 0               | 0               | 5,000            | 25,000                   |
| 14. | Psychology Section                         | 0               | 0               | 75,000           | 25,000                   |
| 15. | Statistics Section                         | 0               | 0               | 0                | 30,000                   |
| 16. | Zoology Section                            | 0               | 0               | 1,62,500         | 0                        |
| 17. | Gas Expenses                               | 0               | 0               | 2,50,000         | 0                        |
| 18. | Alcohol                                    | 0               | 0               | 1,43,750         | 0                        |
| 19. | Hindi                                      | 0               | 0               | 25,000           | 30,000                   |
| 20. | English                                    | 0               | 0               | 25,000           | 30,000                   |
| 21. | Sanskrit                                   | 0               | 0               | 25,000           | 30,000                   |
| 22. | Urdu                                       | 0               | 0               | 25,000           | 30,000                   |
| 23. | Bengali                                    | 0               | 0               | 25,000           | 30,000                   |
| 24. | History                                    | 0               | 0               | 25,000           | 30,000                   |
| 25. | Economics                                  | 0               | 0               | 25,000           | 30,000                   |
| 26. | Political Science                          | 0               | 0               | 25,000           | 30,000                   |
| 27. | Sociology                                  | 0               | 0               | 25,000           | 30,000                   |
| 28. | History of Arts                            | 0               | 0               | 25,000           | 30,000                   |
| 29. | Physical Education                         | 0               | 0               | 25,000           | 1,00,000                 |
| 30. | Education                                  | 0               | 0               | 25,000           | 1,50,000                 |
| 31. | A.I.H.C. and Archeology                    | 0               | 0               | 25,000           | 25,000                   |
| 32. | Vocal Music                                | 0               | 0               | 25,000           | 25,000                   |
| 33. | Instrumental Music                         | 0               | 0               | 25,000           | 25,000                   |
| 34. | Philosophy                                 | 0               | 0               | 25,000           | 25,000                   |
| 35. | Dance                                      | 0               | 0               | 25,000           | 25,000                   |
|     | <b>Total Rs.</b>                           | <b>5,00,000</b> | <b>3,00,000</b> | <b>27,83,750</b> | <b>27,45,000</b>         |

### 17. Faculty of Veterinary and Animal Science

|     |  | OH-31       | IoE       |            | University Resource (SF) |
|-----|--|-------------|-----------|------------|--------------------------|
|     |  | Other Exp.  | BHU Share | MHRD Share |                          |
| 1.  | Dean Office-Workshop/Seminar/Conference etc. | 0           | 2,75,000  | 2,00,000   | 0                        |
| 2.  | Dean Office                                  | * 84,00,000 | 0         | 1,02,500   | 0                        |
| 3.  | Veterinary Microbiology                      | 0           | 0         | 3,80,000   | 0                        |
| 4.  | Veterinary Surgery and Radiology             | 0           | 0         | 1,92,500   | 0                        |
| 5.  | Veterinary Pharmacology                      | 0           | 0         | 1,92,500   | 0                        |
| 6.  | Veterinary Anatomy                           | 0           | 0         | 1,30,000   | 0                        |
| 7.  | Veterinary Physiology & Biochemistry         | 0           | 0         | 1,30,000   | 0                        |
| 8.  | Veterinary Public Health & Epidemiology      | 0           | 0         | 2,55,000   | 0                        |
| 9.  | Veterinary Gynecology & Obstrectrics         | 0           | 0         | 1,92,500   | 0                        |
| 10. | Veterinary Medicine                          | 0           | 0         | 1,92,500   | 0                        |
| 11. | Veterinary Parasitology                      | 0           | 0         | 1,30,000   | 0                        |
| 12. | Veterinary Extension                         | 0           | 0         | 1,30,000   | 0                        |
| 13. | Animal Nutrition                             | 0           | 0         | 1,30,000   | 0                        |
| 14. | Livestock Production & Management            | 0           | 0         | 1,30,000   | 0                        |



|                  |                               |                  |                 |                  |          |
|------------------|-------------------------------|------------------|-----------------|------------------|----------|
| 15.              | Livestock Products Technology | 0                | 0               | 1,30,000         | 0        |
| 16.              | Animal Genetics & Breeding    | 0                | 0               | 1,30,000         | 0        |
| 17.              | Veterinary Pathology          | 0                | 0               | 5,05,000         | 0        |
| 18.              | Veterinary Clinical Complex   | 0                | 0               | 5,05,000         | 0        |
| 19.              | Live Stock Farm Complex       | 0                | 0               | 8,80,000         | 0        |
| <b>Total Rs.</b> |                               | <b>84,00,000</b> | <b>2,75,000</b> | <b>46,37,500</b> | <b>0</b> |

\* Rs.84.00 lacs is allocated for payment of Internship to the Student.

|                  |  |                                  |                      |                       |                                     |
|------------------|--|----------------------------------|----------------------|-----------------------|-------------------------------------|
| <b>18.</b>       | <b>PIC, Rajeev Gandhi South Campus</b> |                                  |                      |                       |                                     |
|                  |  | <b>IoE (MHRD SHARE)</b>          |                      | <b>Amount (OH-31)</b> |                                     |
| 1.               | Other Expenditure                      |                                  |                      | 55,00,000             |                                     |
| 2.               | Maintenance of RGSC – UWD              |                                  |                      | 20,00,000             |                                     |
| 3.               | Maintenance of RGSC – EWSS             |                                  |                      | 20,00,000             |                                     |
| 4.               | Maintenance of RGSC – Horticulturist   |                                  |                      | 10,00,000             |                                     |
| 5.               | Minor Work Civil/Electrical            |                                  |                      | 5,00,000              |                                     |
| 6.               | Workshop/Seminar/Conference etc.       | 1,50,000                         |                      |                       |                                     |
| <b>Total Rs.</b> |  | <b>1,50,000</b>                  |                      | <b>1,10,00,000</b>    |                                     |
|                  |  | <b>OH-31 (RG)<br/>Other Exp.</b> | <b>IoE</b>           |                       | <b>University<br/>Resource (SF)</b> |
|                  | <b>ACADEMIC DEPARTMENTS</b>            |                                  | <b>BHU<br/>Share</b> | <b>MRHD<br/>Share</b> |                                     |
|                  | <b>Total Rs.</b>                       | <b>3,34,75,000</b>               | <b>48,00,000</b>     | <b>5,84,66,000</b>    | <b>3,95,42,500</b>                  |

# BANARAS HINDU UNIVERSITY

BUDGET ESTIMATES FOR THE YEAR 2022-23

Object Head-31 / IoE / University Resource (SF)

| Sl.                                      | Component Code | Classification<br>(Name of the Deptt. / Head of A/c) | B.E. 2022-23  |  |                   |           |
|--|----------------|--|---|--|-------------------|-----------|
| 1  | 2              | 3  | 4   |  |                   |           |
| <b>A.</b>                                |                | <b>ADMINISTRATIVE OFFICE</b>                         | <b>OH-31 (RG)</b>   |  |                   |           |
| 1.                                       | 31.6           | Vice-Chancellor Office                               | Other Expenditure   | 4,00,000                                     |                   |           |
| 2.                                       | 31.6           | Rector Office  | Other Expenditure   | 1,00,000                                     |                   |           |
| 3.                                       | 31.6           | Registrar's Office                                   | Other Expenditure   | 9,00,000                                     |                   |           |
| 4.                                       | 31.6           | Recruitment and Assessment Cell (RAC)                | Other Expenditure   | 5,00,000                                     |                   |           |
|  | 31.6           |  | Web Hosting & AMC   | 5,00,000                                     |                   |           |
|  | 31.6           | Estate Office  | Other Expenditure   | 32,75,000                                    |                   |           |
| 5.                                       | 31.6           | Rajbhasha Prakosth                                   | Other Expenditure   | 2,50,000                                     |                   |           |
| 6.                                       | 31.6           | Finance Office                                       | Other Expenditure   | 9,00,000                                     |                   |           |
| 7.                                       | 31.6           | Central Purchase Organization (CPO)                  | Operating Expenses/Consumable                                       | 20,00,000                                    |                   |           |
|  | 31.6           | Internal Audit Office                                | Other Expenditure   | 30,000                                       |                   |           |
| 8.                                       | 31.6           | Controller of Examination *                          | Other Expenditure   | 4,30,00,000                                  |                   |           |
|  | 31.6           |  | TA to examiners   | 50,00,000                                    |                   |           |
|  | 31.6           |  | Examination Expenses  | 5,00,00,000                                  |                   |           |
| 9.                                       | 31.6           | Public Relation & Information Office                 | Other Expenditure   | 2,00,000                                     |                   |           |
| 10.                                      | 31.6           | Chief Proctor's Office                               | Other Expenditure   | 20,00,000                                    |                   |           |
| <b>Total : Administrative Office Rs.</b> |                |  |   | <b>10,90,55,000</b>                          |                   |           |
|  |                |  |   |  |                   |           |
|  |                |  | <b>Major Head- IoE Head</b>   |  |                   |           |
|  |                | <b>Head of Account</b>                               | <b>MHRD Share<br/>6031(A)<br/>(Recurring)</b>                       | <b>BHU Share<br/>6031(B)<br/>(Recurring)</b> | <b>OH-31 (RG)</b> |           |
| 11.                                      |                | Academics  | Travel support including international travel                       | 50,00,000                                    | 1,00,00,000       | 0         |
|  |                |  | Development of New Courses : Interdisciplinary & Trans disciplinary | 75,00,000                                    | 25,00,000         | 0         |
|  | 31.6           |  | Other Expenditure   | 0  | 0                 | 2,00,000  |
|  | 31.6           |  | Convocation Exp. And Academic Robe                                  | 0  | 0                 | 20,00,000 |
|  | 31.6           |  | Special Lecture   | 0  | 0                 | 5,00,000  |
| 12.                                      |                | IQAC   | Credit for BHU  | 1,50,00,000                                  | 0                 | 0         |
|  |                |  | Research Incentive Grant for Students                               | 1,75,00,000                                  | 3,75,00,000       | 0         |
| <b>Total Rs.</b>                         |                |  | <b>4,50,00,000</b>  | <b>5,00,00,000</b>                           | <b>27,00,000</b>  |           |

\*One time provision for pending bills of Rs. 4,20,00,000.00 of previous financial year.

|            |      |  |             |
|------------|------|--|-------------|
| <b>15.</b> |      | <b>COMMON SERVICES AND GENERAL CHARGES</b>     |             |
| 1.         | 31.6 | Maintenance of Generator Set of Central Office | 10,00,000   |
| 2.         | 31.6 | Repair and Maintenance of Office Equipment     | 10,00,000   |
| 3.         | 31.6 | Repair and Maintenance of Advanced Equipment   | 30,00,000   |
| 4.         | 31.6 | Advertisement                                  | 60,00,000   |
| 5.         | 31.6 | Legal Expenses                                 | 40,00,000   |
| 6.         | 31.6 | Telephone Charges                              | 25,00,000   |
| 7.         | 31.6 | Entertainment Expenses                         | 4,00,000    |
| 8.         | 31.6 | AMC for Lift/AC of Central Office              | 15,00,000   |
| 9.         | 31.6 | Service Charges to Nagar Nigam                 | 1,00,00,000 |
| 10.        | 31.6 | Expenses on Internet Facility                  | 5,00,000    |
| 11.        | 31.6 | Payment of Service Charges to NSDL             | 10,00,000   |
| 12.        | 31.6 | Expenses on e-procurement Facility             | 10,00,000   |
| 13.        | 31.6 | Insurance Premium                              | 1,00,000    |

|            |                                  |   |   |                                      |
|------------|----------------------------------|---|---|--------------------------------------|
| 14.        | 31.6                             | Printing & Stationery                                 |   | 9,00,000                             |
| 15.        | 31.6                             | Postage   |   | 4,00,000                             |
| 16.        | 31.6                             | General Charges TA                                    |   | 1,00,00,000                          |
| 17.        | 31.6                             | Misc. Office Expenses                                 |   | 5,00,000                             |
|            |                                  |   | <b>Total : Common Services Rs.</b>                                | <b>4,38,00,000</b>                   |
| <b>16.</b> |                                  | <b>OTHER DEPARTMENTS (Offices/Cells &amp;Centres)</b> |   |                                      |
| 1.         | 31.6                             | Malaviya Mulya Anusheelan Kendra                      | Other Expenditure   | 15,000                               |
| 2.         | 31.6                             | Career & Counselling Cell                             | Other Expenditure   | 5,00,000                             |
| 3.         | 31.6                             | Anti Ragging Cell                                     | Other Expenditure   | 2,00,000                             |
| 4.         | 31.6                             | University Mountaineering Centre                      | Other Expenditure   | 2,50,000                             |
| 5.         | 31.6                             | University Employment Information & Guidance Bureau   | Other Expenditure   | 96,000                               |
| 6.         | 31.6                             | Bharat Kala Bhawan                                    | Other Expenditure   | 4,00,000                             |
|            | 31.6                             |   | Minor Work Civil/Elect.   | 2,00,000                             |
| 7.         | 31.6                             | Malaviya Bhawan                                       | Other Expenditure   | 85,000                               |
| 8.         | 31.6                             | BHU Placement Coordination Cell                       | Other Expenditure   | 2,50,000                             |
| 9.         | 31.6                             | Complaint Committee                                   | Other Expenditure   | 65,000                               |
| 10.        | 31.6                             | Prajana Journal                                       | Other Expenditure   | 40,000                               |
|            |                                  |   | Publication   | 5,00,000                             |
| 11.        | 31.6                             | Bharat Adhyayan Kendra                                | Other Expenditure   | 1,00,000                             |
| 12.        | 31.6                             | University Sports Board                               | Other Expenditure   | 40,00,000                            |
| 13.        | 31.6                             | Dean of Students                                      | Other Expenditure   | 40,00,000                            |
| 14.        | 31.6                             | Stride Cell   | Contingency   | 3,00,000                             |
|            |                                  |   | <b>Total : Other Departments (Offices/Cells &amp;Centres) Rs.</b> | <b>1,10,01,000</b>                   |
| 15.        |                                  |   | <b>Major Head- IoE Head</b>                                       |                                      |
|            | Intellectual Property Right Cell | Filing & Maintenance of Patents                       | <b>MHRD Share 6031(A) (Recurring)</b>                             | <b>BHU Share 6031(B) (Recurring)</b> |
|            |                                  |   | 5,00,000  | 0                                    |
| 16.        |                                  | Manpower & Other Expenses                             | 1,00,00,000   | 1,25,00,000                          |
|            | IoE Cell                         | Salary of Adjunct/visiting faculty                    | 1,25,00,000   | 1,25,00,000                          |
|            |                                  | MPDFs   | 1,25,00,000   | 2,50,00,000                          |
| 17.        | International Centre             | International Students Fellowship                     | 2,00,00,000   | 4,00,00,000                          |
|            |                                  | <b>Total Rs.</b>                                      | <b>5,55,00,000</b>  | <b>9,00,00,000</b>                   |
| <b>A</b>   | <b>ADMINISTRATIVE OFFICE</b>     |   | <b>OH-31 (RG)</b>   | <b>BHU Share</b>                     |
|            | <b>Total : A</b>                 |   | <b>16,65,56,000</b>   | <b>14,00,00,000</b>                  |
|            |                                  |   | <b>MRHD Share</b>   | <b>10,05,00,000</b>                  |

|           |                                      |   |                         |            |
|-----------|--------------------------------------|---|-------------------------|------------|
| <b>B.</b> | <b>UNIVERSITY AUXILIARY SERVICES</b> |   |                         |            |
|           |                                      |   | <b>OH-31 (RG)</b>       |            |
| 1.        | 31.6                                 | University Works Department                   | Other Expenditure       | 250,00,000 |
| 2.        | 31.6                                 | BHU Press                                     | Other Expenditure       | 13,50,000  |
| 3.        | 31.6                                 | Guest House Complex                           | Other Expenditure       | 20,00,000  |
| 4.        | 31.6                                 | International Flat                            | Other Expenditure       | 5,000      |
| 5.        | 31.6                                 | Sri Vishwanath Temple                         | Other Expenditure       | 51,000     |
|           | 31.6                                 |   | Minor Work Civil/Elect. | 2,00,000   |
| 6.        | 31.6                                 | University Students Council                   | Other Expenditure       | 1,00,000   |
| 7.        | 31.6                                 | University Service Instrumentation Level – II | Other Expenditure       | 20,000     |
| 8.        | 31.6                                 | University Employee Health Care Complex       | Other Expenditure       | 1,50,000   |
|           | 31.6                                 |   | Minor Work Civil/Elect. | 2,00,000   |
| 9.        | 31.6                                 | Kamachha Health Care Complex                  | Other Expenditure       | 4,00,000   |
| 10.       | 31.6                                 | Faculty Guest House                           | Other Expenditure       | 1,30,000   |
| 11.       | 31.6                                 | University Student Health Care Complex,       | Other Expenditure       | 32,00,000  |

|     |  | Total Rs.                                       |                                      |                                     | 3,28,06,000         |
|-----|--|---|--------------------------------------|-------------------------------------|---------------------|
|     |  | Major Head- IoE Head                            |                                      |                                     | OH-31(RG)           |
|     |  |   | MHRD Share<br>6031(A)<br>(Recurring) | BHU Share<br>6031(B)<br>(Recurring) |                     |
| 12. | Electric & Water Supply & Support Services | AMC of Substations including RGSC               | 0                                    | 2,30,00,000                         | 0                   |
|     |  | Other Expenditure                               | 0                                    | 0                                   | 18,00,000           |
|     |  | Cost of Energy Purchase                         | 0                                    | 0                                   | 28,00,00,000        |
|     |  | Repair & Maintenance of Electric & Water Points | 0                                    | 0                                   | 1,50,00,000         |
| 13. | Sanitary & Support Services                | Campus cleaning and house keeping               | 0                                    | 1,50,00,000                         | 0                   |
|     | Horticulturist Unit                        | Campus beautification                           | 0                                    | 30,00,000                           | 0                   |
|     |  | <b>Total Rs.</b>                                | <b>0</b>                             | <b>4,10,00,000</b>                  | <b>29,68,00,000</b> |

| <b>19. Computer Centre</b> |  |                                      |                                     |                     |
|----------------------------|--|--------------------------------------|-------------------------------------|---------------------|
|                            |  | Major Head- IoE Head                 |                                     | OH-31(RG)           |
|                            |  | MHRD Share<br>6031(A)<br>(Recurring) | BHU Share<br>6031(B)<br>(Recurring) |                     |
| 1.                         | Coordinator Computer Centre                                | 0                                    | 0                                   | 40,00,000           |
| 2.                         | Internet Lease Line Fee                                    | 90,00,000                            | 90,00,000                           | 0                   |
| 3.                         | Internet Lease Line Fee for RGSC                           | 10,00,000                            | 10,00,000                           | 0                   |
| 4.                         | Consumable AMC/CMC   | 4,00,00,000                          | 0                                   | 0                   |
| 5.                         | Central Discovery Center (CDC)                             | 0                                    | 0                                   | 20,00,000           |
|                            |  | <b>Total Rs.</b>                     | <b>5,00,00,000</b>                  | <b>1,00,00,000</b>  |
|                            |  |                                      |                                     | <b>60,00,000</b>    |
| <b>B</b>                   | <b>UNIVERSITY AUXILIARY SERVICES &amp; COMPUTER CENTRE</b> | <b>MRHD Share</b>                    | <b>BHU Share</b>                    | <b>OH-31 (RG)</b>   |
|                            |  | <b>Total Rs : B</b>                  | <b>5,00,00,000</b>                  | <b>5,10,00,000</b>  |
|                            |  |                                      |                                     | <b>33,56,06,000</b> |

| <b>C. Central Library</b> |   |  |                                     |                                |
|---------------------------|---|--|-------------------------------------|--------------------------------|
|                           |   | Major Head- IoE Head                   |                                     | OH-31<br>(Component Code 31.6) |
|                           |   | MHRD Share<br>6031(A)<br>(Recurring)   | BHU Share<br>6031(B)<br>(Recurring) | Other<br>Expenditure           |
| 1.                        | Subscription for e-resources facilities | 50,00,000                              | 3,00,00,000                         | 27,00,000                      |
|                           |   | <b>Total – C : CENTRAL LIBRARY Rs.</b> | <b>50,00,000</b>                    | <b>3,00,00,000</b>             |
|                           |   |  |                                     | <b>27,00,000</b>               |

| <b>D. EXPENDITURE ON CONTRACTUAL/OUTSOURCING STAFF</b> |      |  |  |              |
|--|------|--|--|--------------|
| 1.   | 31.5 | Expenditure on Contractual Employee – Career and Counseling Cell |  | 10,00,000    |
| 2.   | 31.5 | Expenditure on Contractual Employee – BHU Press                  |  | 1,50,000     |
| 3.   | 31.5 | Consultancy Charges  |  | 30,00,000    |
| 4.   | 31.5 | Honorarium to Yoga Instructor                                    |  | 5,00,000     |
| 5.   | 31.5 | Honorarium to Emeritus Professor                                 |  | 40,00,000    |
| 6.   | 31.5 | Visiting Professor TA/Honorarium                                 |  | 10,00,000    |
| 7.   | 31.5 | Expenditure on Adhoc Teacher Faculty                             |  | 2,50,000     |
| 8.   | 31.5 | Expenditure on Guest Faculty                                     |  | 2,50,000     |
| 9.   | 31.5 | Expenditure on Re-employed Teachers                              |  | 3,50,00,000  |
| 10.  | 31.5 | Expenditure on Contract Faculty                                  |  | 2,50,000     |
| 11.  | 31.5 | Contractual Engagement at Various Places – Administration        |  | 18,00,00,000 |
| 12.  | 31.5 | Muster Roll Employee – University Works Department               |  | 4,50,00,000  |
| 13.  | 31.5 | Muster Roll Labour – Horticulturist Unit                         |  | 1,00,00,000  |
| 14.  | 31.5 | Wages to Security Staff – Chief Proctor                          |  | 17,00,00,000 |
| 15.  | 31.5 | Expenditure on Contractual Employees – Controller of Examination |  | 75,00,000    |

|  |      |  |                     |
|--|------|--|---------------------|
| 16.  | 31.5 | Expenses. On Contractual Employee- Agriculture Farm        | 1,50,000            |
| 17.  | 31.5 | Expenses. On Contractual Employee-Dairy and Poultry Farm   | 70,00,000           |
| 18.  | 31.5 | Expenses On Contractual Employee-Fishery Programme         | 3,50,000            |
| 19.  | 31.5 | Expenditure on Contractual Employee – NFTHM                | 36,00,000           |
| 20.  | 31.5 | Expenditure on Contractual Engagement – DST-CIMS           | 4,00,000            |
| 21.  | 31.5 | Expenditure on Contractual Employee- IRDP FSS              | 4,50,000            |
| 22.  | 31.5 | Expenditure on Contractual Employee – Panchang Unit        | 10,00,000           |
| 23.  | 31.5 | Expenditure on Contractual Employee – Dean's Office (FVAS) | 6,00,000            |
| 24.  | 31.5 | Expenditure on Contractual Employee – RGSC                 | 35,00,000           |
| 25.  | 31.5 | Contractual Staff for Hostel                               | 3,50,00,000         |
| 26.  | 31.5 | Expenditure on Contractual Engagement-Stride Cell          | 15,34,000           |
| <b>Total : D – Expenditure on Contractual Engagement Rs.</b> |      |  | <b>51,14,84,000</b> |

| <b>E.</b>                          | <b>PUBLICATION</b>   | <b>BHU Share<br/>6031(B)<br/>(Recurring)</b> |
|------------------------------------|--|--|
| 1.                                 | Other Publication – PRO  | 25,000                                       |
| 2.                                 | B.H.U. News Bulletin – PRO                                     | 25,000                                       |
| 3.                                 | Printing of Annual Accounts and Balance Sheet – Central Office | 9,00,000                                     |
| 4.                                 | Printing of Old Question Paper – Publication Cell              | 50,000                                       |
| 5.                                 | Common Publication   | 40,00,000                                    |
| <b>Total : E - Publication Rs.</b> |  | <b>50,00,000</b>                             |

| <b>F.</b>                         | <b>OTHER ITEMS</b> |  |   |                    |
|-----------------------------------|--------------------|--|---|--------------------|
| 1.                                | 31.6               | Membership and Contribution                    |   | 16,80,000          |
|                                   | 31.6               | 1.   | SwatantrataBhawan                       | 60,000             |
|                                   | 31.6               | 2.   | Gurudwara Maintenance                   | 10,000             |
|                                   | 31.6               | 3.   | Books Loan Library of Law School        | 15,000             |
|                                   | 31.6               | 4.   | MalaviyaShishuVihar                     | 15,000             |
|                                   | 31.6               | 5.   | Contribution to Academic Association    | 15,00,000          |
|                                   | 31.6               | 6.   | Maintenance of LalaLajpat Rai Pathshala | 50,000             |
|                                   | 31.6               | 7.   | University Club                         | 30,000             |
|                                   |                    | <b>Total : Membership and Contribution Rs.</b> |   | <b>16,80,000</b>   |
|                                   |                    |  |   | 0                  |
| 2.                                | 31.6               | V.C.'s Discretionary Fund                      |   | 25,00,000          |
| 3.                                | 31.6               | Emergent & Unforeseen Expenses                 |   | 5,00,000           |
| 4.                                | 31.6               | Game Facility for Non-Teaching Staff           |   | 10,000             |
| 5.                                | 31.6               | Training to S.O. and Administrative Officers   |   | 10,00,000          |
| 6.                                | 31.6               | Expenses on Statutory Committee (AC/FC/EC)     |   | 10,00,000          |
| 7.                                | 31.6               | Emeritus Professor Contingency                 |   | 20,00,000          |
| 8.                                | 31.6               | Repayment of HEFA Loan                         |   | 3,56,00,000        |
| 9.                                | 31.6               | Refund of Interest to UGC                      |   | 0                  |
| <b>Total : F – Other Item Rs.</b> |                    |  |   | <b>4,42,90,000</b> |

| <b>G.</b> | <b>MAINTAINED INSTITUTES AND SCHOOLS</b> |                            |                          |           |
|-----------|--|----------------------------|--------------------------|-----------|
| 1.        | 31.6                                     | Central Hindu Boys School  | Other Expenditure        | 2,00,000  |
|           | 31.6                                     |                            | Minor Work Civil/Elect.  | 1,50,000  |
|           | 31.6                                     |                            | Electric & Water Charges | 15,00,000 |
| 2.        | 31.6                                     | Central Hindu Girls School | Other Expenditure        | 2,00,000  |
|           | 31.6                                     |                            | Minor Work Civil/Elect.  | 1,50,000  |
|           | 31.6                                     |                            | Electric & Water Charges | 15,00,000 |
| 3.        | 31.6                                     | R.S.Vidyalaya              | Other Expenditure        | 3,00,000  |
|           | 31.6                                     |                            | Minor Work Civil/Elect.  | 1,00,000  |
|           | 31.6                                     |                            | Electric & Water Charges | 4,00,000  |

|  |      |                   |                                 |                      |
|--|------|-------------------|---------------------------------|----------------------|
| 4.   | 31.6 | KendriyaVidyalaya | Administrative Overhead Charges | 1,75,00,000          |
| <b>Total : G – Maintained Institutes and Schools Rs.</b> |      |                   |                                 | <b>2,20,00,000</b>   |
|  |      |                   |                                 |                      |
| <b>OH-31 (RG) – Other Exp. Total Rs.</b>                 |      |                   |                                 | <b>108,26,36,000</b> |
| <b>IOE – BHU Share Total Rs.</b>                         |      |                   |                                 | <b>22,60,00,000</b>  |
| <b>IOE – MHRD Share Total Rs.</b>                        |      |                   |                                 | <b>15,55,00,000</b>  |
|  |      |                   |                                 |                      |
| <b>GRAND TOTAL RS.</b>                                   |      |                   |                                 | <b>146,41,36,000</b> |

## BANARAS HINDU UNIVERSITY

BUDGET ESTIMATES FOR THE YEAR 2022-23  
Object Head-31 (Grant to IMS)

| Sl. | Component Code | Classification<br>(Name of the Deptt. / Head of A/c) | B.E. 2022-23         |
|-----|----------------|--|----------------------|
| 1   | 2              | 3  | 4                    |
|     |                | <b>Sir Sundarlal Hospital</b>                        |                      |
| 1.  |                | Maintenance of Bed                                   | 52,00,00,000         |
| 2.  |                | Outsourcing of Staff                                 | 24,50,00,000         |
| 3.  |                | Protective Arrangement                               | 9,50,00,000          |
| 4.  |                | Cost of Energy                                       | 25,00,00,000         |
|     |                | <b>Total : S.S. Hospital – Rs.</b>                   | <b>111,00,00,000</b> |
|     |                | <b>Trauma Centre</b>                                 |                      |
| 1.  |                | Maintenance of Bed                                   | 16,50,00,000         |
| 2.  |                | Outsourcing of Staff                                 | 13,50,00,000         |
|     |                | <b>Total : Trauma Centre – Rs.</b>                   | <b>30,00,00,000</b>  |
|     |                | <b>Miscellaneous</b>                                 |                      |
|     |                | Lab. Expenses for CoVID-19 Testing – VPDL & MRU Lab. | 3,30,00,000          |
|     |                | Other Expenditure – IMS Director                     | 13,70,00,000         |
|     |                | Other Expenditure – BMT                              | 0                    |
|     |                | <b>Total : Miscellaneous – Rs.</b>                   | <b>17,00,00,000</b>  |
|     |                | <b>GRAND TOTAL : GRANT TO IMS – Rs.</b>              | <b>158,00,00,000</b> |

**Banaras Hindu University**  
**Budget Estimate 2022-23 for the Hostel of the University**

| Sl. No | Name of Hostel                    | University Resource |
|--------|-----------------------------------|---------------------|
|        |                                   | (HDMF)              |
| 1.     | Bal Ganga DharTilak Hostel        | 5,88,000.00         |
| 2.     | SRK Hostel                        | 3,67,500.00         |
| 3.     | Rani Laxmi Bai Hostel             | 3,09,000.00         |
| 4.     | Birla Hostel " A"                 | 3,72,000.00         |
| 5.     | Birla Hostel " B"                 | 2,07,000.00         |
| 6.     | Birla Hostel " C"                 | 3,93,000.00         |
| 7.     | Lal Bahadur Shastri Hostel        | 8,38,500.00         |
| 8.     | BharetenduHarishchandra Hostel    | 1,35,000.00         |
| 9.     | Dr. IN Gurtu Hostel               | 3,82,500.00         |
| 10.    | AB Hostel Kamachha                | 1,83,000.00         |
| 11.    | RP Hostel Kamachha                | 1,29,000.00         |
| 12.    | Dhanwantri Hostel                 | 3,15,000.00         |
| 13.    | PunarvasuAtreya Hostel            | 2,25,000.00         |
| 14.    | RuiyaAnnexe Hostel                | 3,15,000.00         |
| 15.    | Ruiya Medical Hostel              | 3,55,500.00         |
| 16.    | Sushratha Hostel                  | 6,09,000.00         |
| 17.    | Florence Nightangle Hostel        | 1,59,000.00         |
| 18.    | Kasturba Girls Hostel             | 3,27,000.00         |
| 19.    | Lady Doctors Hostel               | 1,47,000.00         |
| 20.    | Mother Teresa Hostel              | 1,17,000.00         |
| 21.    | Nagarjun Girls Hostel             | 1,63,500.00         |
| 22.    | New Doctors Girls Hostel          | 3,15,000.00         |
| 23.    | Sukanya Girls Hostel              | 1,05,000.00         |
| 24.    | International House Complex       | 2,40,000.00         |
| 25.    | SiddharthVihar                    | 28,500.00           |
| 26.    | International Girls Hostel Annexe | 36,000.00           |
| 27.    | New International Girls           | 1,11,000.00         |
| 28.    | BR Ambedkar Hostel                | 1,05,000.00         |
| 29.    | Bhagwan Das Hostel                | 3,69,000.00         |
| 30.    | Chanakya Hostel                   | 2,82,000.00         |
| 31.    | Management Hostel                 | 1,80,000.00         |
| 32.    | JyotiKunj Hostel                  | 4,11,000.00         |
| 33.    | KritiKunj Girls Hostel            | 3,36,000.00         |
| 34.    | Kundan Devi Girls Hostel          | 2,22,000.00         |
| 35.    | Paugi House Girls Hostel          | 25,500.00           |
| 36.    | PragyaKunj Hostel                 | 2,58,000.00         |
| 37.    | SwastiKunj Girls Hostel           | 2,88,000.00         |
| 38.    | SardarVallabh Bhai Patel          | 1,63,500.00         |
| 39.    | Naveen Girls Hostel               | 1,62,000.00         |
| 40.    | Working Women Hostel              | 2,38,500.00         |
| 41.    | RewaKothi                         | 73,500.00           |
| 42.    | Aravali Boys Hostel               | 5,77,500.00         |
| 43.    | Himadiri Boys Hostel              | 1,26,000.00         |
| 44.    | Nilgiri Girls Hostel              | 4,60,500.00         |
| 45.    | Shivalik Hostel                   | 5,25,000.00         |
| 46.    | Vindyachal Hostel                 | 5,44,500.00         |
| 47.    | Vindhvanshni Girls Hostel         | 3,73,500.00         |
| 48.    | New Boys Hostel – I               | 1,68,000.00         |
| 49.    | New Girls Hostel – I              | 2,13,000.00         |
| 50.    | Bhabha Hostel                     | 5,56,500.00         |
| 51.    | Brocha Hostel                     | 9,75,000.00         |

|     |                               |                       |
|-----|-------------------------------|-----------------------|
| 52. | CPR Aiyer Hostel              | 3,67,500.00           |
| 53. | Dalmia Hostel                 | 6,81,000.00           |
| 54. | Rama Krishna Hostel           | 4,00,500.00           |
| 55. | Gargi Hostel                  | 1,62,000.00           |
| 56. | JC Bose Girls Hostel          | 2,94,000.00           |
| 57. | Kundan Devi Centenary Hostel  | 4,32,000.00           |
| 58. | Maitreyi Girls Hostel         | 2,10,000.00           |
| 59. | Sarojini Naidu Girls Hostel   | 1,92,000.00           |
| 60. | Acharya Narendra Dev Hostel   | 3,03,000.00           |
| 61. | Smt. Moona Devi Hostel        | 3,36,000.00           |
| 62. | Pt. Brajnath Hostel           | 2,86,500.00           |
| 63. | Raja Ram Mohan Roy Hostel     | 6,84,000.00           |
| 64. | Old B - I Girls Hostel        | 37,500.00             |
| 65. | Ruiya Hostel (Sanskrit Block) | 3,18,000.00           |
| 66. | Ganga Hostel                  | 2,76,000.00           |
| 67. | Godawari Hostel               | 2,32,500.00           |
| 68. | Gomti Hostel                  | 7,00,500.00           |
| 69. | Kaveri Hostel                 | 2,34,000.00           |
| 70. | Saraswati Hostel              | 2,88,000.00           |
| 71. | Yamuna Hostel                 | 2,13,000.00           |
| 72. | Ram Kinkar Hostel             | 55,500.00             |
|     | <b>TOTAL</b>                  | <b>2,18,10,000.00</b> |

## (2.2) Foreign and domestic tours(F.No.1/8/2012-IRdt.11.9.2012)

### BUDGET

Rs.20.00 lacs has been allocated under Budget head.

- <https://www.bhu.ac.in/annualreport/>
- [https://new.bhu.ac.in/Site/Page/1\\_2\\_16?2119](https://new.bhu.ac.in/Site/Page/1_2_16?2119)

**Foreign and domestic Tours by ministries and officials of the rank of Joint Secretary to the Government and above, as well as the heads of the Department.**

- a) **Places visited**
- b) **The period of visit**
- c) **The number of members in the official delegation Expenditure on the visit**

- <https://www.bhu.ac.in/guidelines/downloads/pg/Important%20circulars.pdf>
- <https://www.bhu.ac.in/annualreport/>
- [https://www.bhu.ac.in/annualreport/\\_pdf\\_files/ACCOUNT%20&%20AUDIT%20REPORT\\_2020-21\\_ENGLISH.pdf](https://www.bhu.ac.in/annualreport/_pdf_files/ACCOUNT%20&%20AUDIT%20REPORT_2020-21_ENGLISH.pdf)

### Information related to procurements

- a) **Notice/tender enquires, and corrigenda if any there on,**
- b) **Details of the bids awarded comprising the names of the suppliers of goods/services being procured,**
- c) **The works contracts concluded—in any such combination of the above-and d)The rate/rates and the total amount at which such procurement or works contract is to be executed.**

- <https://www.bhu.ac.in/Tender/>
- [https://www.bhu.ac.in/Tender/\\_files/apr2017/01/001/td.pdf](https://www.bhu.ac.in/Tender/_files/apr2017/01/001/td.pdf)
- [https://new.bhu.ac.in/site/tenderlist/1\\_2\\_16](https://new.bhu.ac.in/site/tenderlist/1_2_16)





Ref. F(B)XII/T.B./2022-23/367

Dated: 25.08.2022  
२५

The Section Officer  
& CPIO  
Right to Information Cell  
Banaras Hindu University.

Subject: Submission of Transparency Audit Reports (21-22) in compliance  
with rule 4 of the RTI Act, 2005

Sir,

Please refer to your letter No. AB/RTI Cell/CPIO/A-5/CIC/TAR-21-22/751  
dated: 24.08.22 on the subject cited above. In this connection please find  
enclosed herewith the same as desired as per our record.

Yours faithfully


(RATNA CHOUDHARY)  
ASSTT REGISTRAR (TB)

Encl : AS above

2021-22


| Sl. No. | Name of Employee             | Department                                | Places        | Period            | Expenditure |
|---------|------------------------------|---|---------------|-------------------|-------------|
| 01      | HARAK CHAND BARANWAL         | DENTAL SCIENCE                            | GUWAHATI      | 27-28 FEB 2021    | 23203.00    |
| 02      | VAISHALI RAGHUVAN SHI        | PPOLITICAL SCIENCE, MMV                   | USA           | 12-14 NOV. 2021   | 80000.00    |
| 03      | AKHILESH KUMAR SINGH         | DENTAL SCIENCE                            | MNGALORE      | 0-04 DEC. 2021    | 23900.00    |
| 04      | RAJ KUMAR                    | HINDI                                     | PARIS         | 24-27 JUL 2021    | 40000.00    |
| 05      | ARCHANA KUMAR                | ENGLISH                                   | PARIS         | 24-27 JUL 2021    | 40000.00    |
| 06      | SANJAY KUMAR RAVI            | VETENINARY GYNAECOLOGY & OBSTETRICS, RGSC | BHU, VARANASI | 13-16 NOV-2021    | 3000.00     |
| 07      | DR. NARESH KUMAR SHARMA      | DENTISTRY                                 | MANGALORE     | 02-04 DEC. 2021   | 23900.00    |
| 08      | DR. GHANSHYA M NARAYAN KHARE | ORHTOPAEDICS                              | GOA           | 21-25 DEC. - 2021 | 21780.00    |
| 09      | PROF. J.S. BOHRA             | AGRONOMY, I.Ag.Sc.                        | HYDERABAD     | 23-27 NOV 2021    | 31701.00    |

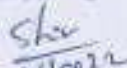
  
Section Officer (Trade Bill) अनुमान अधिकारी (ट्रेड बिल)  
Banaras Hindu University बनारस हिन्दू विश्वविद्यालय  
Varanasi-221005 वाराणसी-221005

  
26/11/21

2022-23

| Sl. No. | Name of Employee      | Department                                      | Places       | Period                           | Expenditure |
|---------|-----------------------|---|--------------|----------------------------------|-------------|
| 01      | ASHOK KUMAR SINGH     | AIHC & ARCH. ARTS                               | SPAIN        | 04-08- JULY 2022                 | 60000.00    |
| 02      | SHANTI SWAROOP SINHA  | HISTORY OF VISUAL ARTS & DESIGN                 | CHENNAI      | 04-06 APRIL 2022                 | 17228.00    |
| 03      | JASMINDER KAUR        | PAINTING, VISUAL ARTS                           | CHENNAI      | 28-30 JAN – 2022                 | 17138.00    |
| 04      | AJEET KUMAR PURI      | HINDI   | DELHI        | 19-21 MAY 2022                   | 7280.00     |
| 05      | Prof. R.K. MALL       | IESD  | UK           | 2022-23<br>(17 TO 24 SEPT, 2022) | 350000.00   |
| 06      | Dr. SUMAN JAIN        | A.I. H.C. & ARCH                                | GUJARAT      | 2022-23                          | 250000.00   |
| 07      | Dr. SUMAN JAIN        | A.I. H.C. & ARCH                                | GUJARAT      | 2022-23                          | 90000.00    |
| 08      | Dr. ASHOK KUMAR SINGH | A.I. H.C. & ARCH                                | SPAIN        | 2022-23                          | 60000.00    |
| 09      | PROF. SURENDRA SINGH  | SOIL SCIENCE & AGRICUTLRAL CHEMISTRY, I Ag. Sc. | GLASSGOW, UK | 31 JULY 2022 TO 05 AUG. 2022     | 100000.00   |

  
Section Officer (Trade) and अनुसंधान अधिकारी (वैज्ञानिक)  
Banaras Hindu University Varanasi Varanasi-221005  
Varanasi-221005 वाराणसी-221005

  
26/09/22